








How to Start SkySloping!

Logging in and setting up your user profile:

1. **New to SkySlope?**
 - a. [Click here](#) for written step-by-step instructions on how to set up your account!
2. **Already have a SkySlope account through your brokerage?**
 - a. Log into your SkySlope account > Click the Apps  icon > Select Forms!
3. **Important:** Add the KVBR and West Virginia forms libraries to unlock full access.
 - a. Click your name in the upper-right > Libraries > Add libraries.

How to reach our 24/7 Rockstar Support Team!

1. **Phone**  800-507-4117, option 2 for Support
2. **Email**  support@skyslope.com
3. **Live Chat**  support.skyslope.com
4. **KV Realtors Training Library**  [Access the KV resources here.](#)

SkySlope Forms & DigiSign Tutorials

The Basics

1. [How to Create a Forms File](#)
2. [How to Fill Forms](#)
3. [Preparing and Sending an Envelope](#)
4. [Forms Tips + Tricks](#)
5. [Prepare and Send an Envelope with DigiSign](#)

Time-Savers

1. [Create Files Faster with MLS Import](#)
2. [Creating Forms Templates](#)
3. [Applying Forms Templates](#)
4. [Create SkySlope Files with Forms Data](#)

Become a SkySlope Expert! [Register for an on-demand SkySlope webinar.](#)